

Aurora Series

550W MBB Mono Crystalline Half-cell Bifacial Module S8T-144 530~550W



- ▲ Higher output power
- ▲ Module efficiency up to 21.3%
- ▲ Lower temperature coefficient



- ▲ Lower LCOE (Levelized Cost Of Energy)
- ▲ High Power output lead to lower BOS cost




- ▲ ISO9001:2015 Quality Management system
- ▲ ISO14001:2015 Environmental Management System
- ▲ ISO45001:2018 Occupational Health and Safety Management System



- ▲ Salt Mist Corrosion Protect
- ▲ Ammonia Resistance

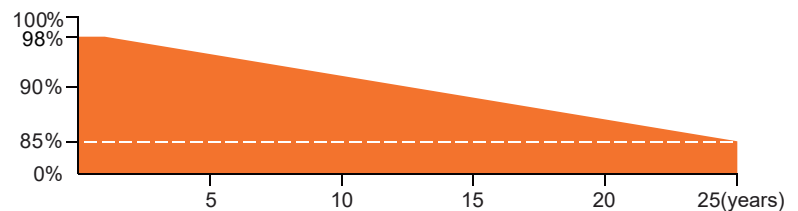


Excellent Potential Induced Degradation Resistance



Excellent Wind Load 2400Pa & Snow Load 5400Pa Under Certain Installation Method

Runda's linear performance warranty



12 Years
Material & Craft
Quality
assurance

25 Years
85% output
Power
guarantee



Aurora Series

RS530~550S8T-144

Electrical Characteristics(STC*)

Power Output(Wp)	530	535	540	545	550
Max Power Tolerance(W)	0-5	0-5	0-5	0-5	0-5
Module Efficiency(%)	20.5	20.7	20.9	21.1	21.3
Voltage Mpp-Vmpp(V)	41.28	41.51	41.70	41.92	42.11
Current Mpp-Impp(A)	12.84	12.89	12.95	13.00	13.06
Voltage Open Circuit-Voc(V)	49.61	49.87	49.95	50.04	50.28
Short Circuit Current-Isc(A)	13.66	13.72	13.78	13.84	13.90

*STC:Irradiance 1000 W/m²,Cell Temperature 25°C,Air Mass AM1.5

Electrical Characteristics With 10% Rear Side Power Gain

Power Output(Wp)	583	589	594	600	605
Voltage Mpp-Vmpp(V)	41.28	41.51	41.70	41.92	42.11
Current Mpp-Impp(A)	14.12	14.18	14.25	14.30	14.37
Voltage Open Circuit-Voc(V)	49.61	49.87	49.95	50.04	50.28
Short Circuit Current-Isc(A)	15.03	15.09	15.16	15.22	15.29

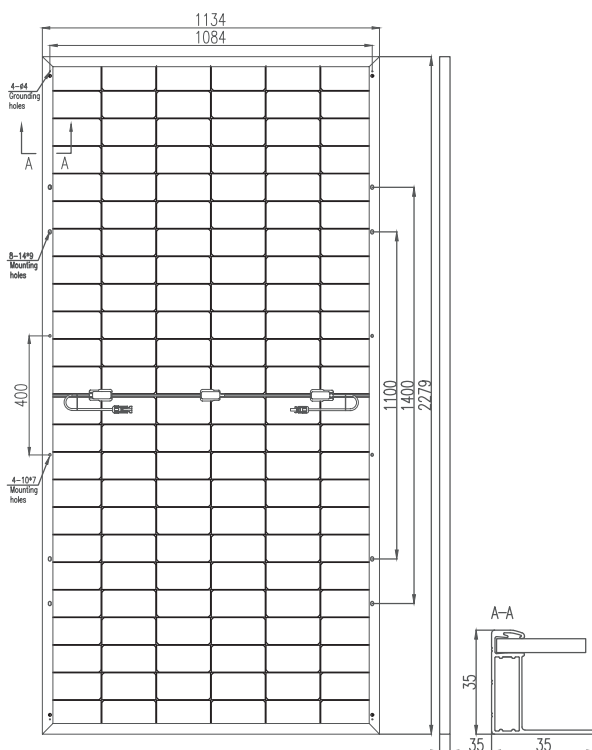
*Rear side power gain: The additional gain from the rear side compared to the power of the front side at the standard test condition. It depends on mounting (structure,height,tilt angle etc.)and albedo of the ground

Electrical Characteristics(NMOT*)

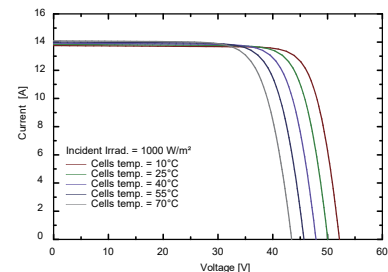
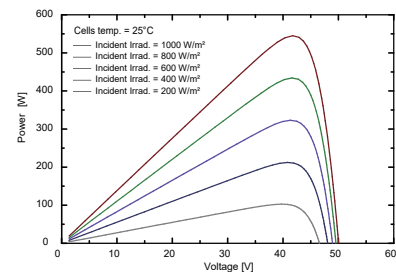
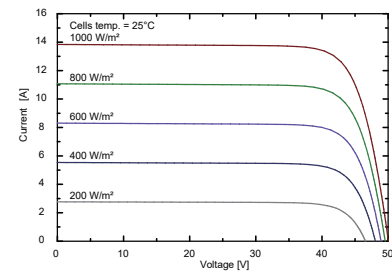
Power Output(Wp)	407.16	411.01	414.85	418.69	422.53
Voltage Mpp-Vmpp(V)	37.62	37.83	38.01	38.21	38.39
Current Mpp-Impp(A)	10.82	10.86	10.91	10.96	11.01
Voltage Open Circuit-Voc(V)	45.80	46.04	46.12	46.20	46.42
Short Circuit Current-Isc(A)	11.61	11.66	11.72	11.77	11.82

*NMOT:Irradiance 800 W/m²,Ambient Temperature 20°C,Air Mass AM1.5,Wind Speed 1m/s

Module Structure Drawing



Curves(545W)



Mechanical Data

Dimension Of Module	2279*1134*35mm
Weight	27kg
Glass	High transmission glass 3.2mm
Cables	4mm ² /300mm or Customized Length
Junction Box	IP68,3 bypass diodes
Connector	MC4 compatible

Packaging Configuration

Loading Capacity	620 pcs/40'HQ
------------------	---------------

Working Conditions

Max System Voltage(VDC)	1500V
Max Series Fuse Rating	25A
Maximum Load Capacity	Snow 5400Pa/Wind 2400Pa
Operating Temperature	-40°C~+85°C
Safety Class	II
Power Bifaciality	65±5%

Temperature Ratings

Temperature Coefficients of Isc(%/°C)	0.046
Temperature Coefficients of Voc(%/°C)	-0.266
Temperature Coefficients of Pmpp(%/°C)	-0.354
NMOT	45±2°C